



FLEXI STD

CODE	GT1945
MODEL	FLEXI 2000 LX – 650
TILE SIZES	100x100 + 650x650 mm
OVERALL DIMENSIONS	960x780x1000mm
MAX FORCE	2000 kg
POWER	400 W
WEIGHT	130 Kg




FLEXI MOV

CODE	GT1948
MODEL	FLEXI 2000 LX – 650
TILE SIZES.....	100x100 + 650x650 mm
OVERALL DIMENSIONS	.960x810x1000mm
MAX FORCE	2000 kg
POWER	400 W
WEIGHT.....	150 Kg

ACCESSORY FOR FLEXI

PATENT PENDING N° 202016000095039
CODEGT1957
MODEL EXTRACTABLE SUPPORTS
RODS WITH KNIVES
CODE GT1546
MODELTOUCH SCREEN with support



FLEXI 2000 LX – 650

STANDARDS

UNI EN ISO 10545- 4, ASTM C 648, DIN 51030, EN 100

DESCRIPTION

Instrument for the determination of max load and flexing modulus of rupture. Automatic instrument, consisting and adjustable supports to the sample. The upper knife (with electronic adjustable speed as requested to the standards), shall come down to press the sample till breakage. Change up to 2 load cells with autorecognition. The flexi is produced in two versions: FLEXI STD: The knives support are positioned manually in the holes of the base. FLEXI MOV: The knives support are easy positioned using a crank. In this version can be take the GT1929 accessories that permit the extraction of the knives support. In this way it's easy to position the test tile. The Touch accessories can be used in the STD or MOV Version. The instruments are produced according to the standard UNI EN ISO 10545-4 Other Standard on demand

TECHNICAL SPECIFICATIONS

- Samples test: from 100x100 up to 650x650 mm
- Load cell: 2000 kg
- Change up to 2 load cells with auto-recognition
- Max load applicable: 2000 Kg
- Resolution on display: 100 g (with load cell 2000 kg), 10 g (with load cell 200 kg)
- Max applied load is shown in Kg or daN
- Electro-mechanical operation
- Adjustable speed and programmable
- Load applied is programmable thus enabling to meet requirements
- Automatic calculation of the S and
- Plexiglass safety protection with micro switch
- Software for the recording of the test, graphic showing time-load, the storage of the tests made
- Internal printer
- Supply: 230 V- 50 Hz single phase (other voltage on request)
- Flexi Mov: Positioning of the support with crank

EQUIPMENT

- Load cell 2000 kg with knife
- Software and connection cable RS-232 /USB for PC

ACCESSORIES AND SPARE PARTS

GT2000	Support with knife L=650 mm and load cell up to 200 kg
GT1701	Kit FIRE 50 for sizes from 18 to 48 mm
GT1702	Kit FIRE 100 for sizes from 48 to 100 mm
GT0255	Kit flat rooftop-FLEXI LX-650
GT0256	Kit for ASTM C 648
GT0276	Kit for test according to DIN 51030 standard
GT2075	Deflection Kit
GT1961	Calibration Report Box by ACCREDIA for 2000 Kg load cell
GT0274	Calibration Report by ACCREDIA for load cell from 200 kg
GT2325	Load cell for tests on unfired up to 200 kg (div. by 10 g.)
GT1962	Calibration Report by ACCREDIA for load cell from 2000 kg
GT1963	Load cell for test on fire up to 2000 Kg
GT1532	Touch screen
GT1467	Minidin
GT1546	Touch screen with support
GT1957	Extractable supports rods with knives
GT1168	N° 20 rolls of thermal paper for printer



FLEXI STD

CODEGT1946
MODELFLEXI 2000 LX - 950
TILE SIZES.....100x100 ÷ 950x950 m
OVERALL DIMENSIONS...1150x1000x950mm
MAX FORCE2000 kg
POWER400 W




FLEXI MOV

CODE GT1949
MODEL FLEXI 2000 LX - 950
TILE SIZES..... 100 x100x950x950 mm
OVERALL DIMENSIONS . 1150x1000x950mm
MAX FORCE 2000 kg
POWER 400 W
WEIGHT..... 260 Kg

ACCESSORY FOR FLEXI

PATENT PENDING N°202016000095039
CODEGT1958
MODELEXTRACTABLE SUPPORTS
RODS WITH KNIVES
CODEGT1546
MODELTOUCH SCREEN with support



FLEXI 2000 LX – 950

STANDARDS

UNI EN ISO 10545-4, ASTM C 648, DIN 51030, EN 100

DESCRIPTION

Instrument for the determination of max load and flexing modulus of rupture. Automatic instrument, consisting of adjustable supports to the sample. The upper knife (with electronic adjustable speed as requested to the standards), shall come down to press the sample till breakage. Change up to 2 load cells with autorecognition. The flexi is produced in two versions: FLEXI STD: The knives support are positioned manually in the holes of the base. FLEXI MOV: The knives support are easy positioned using a crank. In this version can be take the GT1929 accessories that permit the extraction of the knives support. In this way it's easy to position the test tile. The Touch accessories can be used in the STD or MOV Version. The instruments are produced according to the standard UNI EN ISO 10545-4. Other Standard on demand

TECHNICAL SPECIFICATIONS

- Samples test: from 100x100 up to 950x950 mm (Depends on the models)
- Load cell: 2000 kg
- Change up to 2 load cells with auto-recognition
- Max load applicable: 2000 Kg
- Resolution on display: 100 g (with load cell 2000 kg), 10 g (with load cell 200 kg)
- Max applied load is shown in Kg or daN
- Electro-mechanical operation
- Adjustable speed and programmable
- Load applied is programmable thus enabling to meet requirements
- Automatic calculation of the S and
- Plexiglass safety protection with micro switch
- Software for the recording of the test, graphic showing time-load, the storage of the tests made
- Internal printer
- Supply: 230 V- 50 Hz single phase (other voltage on request)
- Flexi Mou: Positioning of the support with crank

EQUIPMENT

- Load cell 2000 kg with knife
- Software and connection cable RS-232/USB for PC

ACCESSORIES AND SPARE PARTS

GT2001	Support with knife L=950 mm and load cell up to 200 kg
GT1701	Kit FIRE 50 for sizes from 18 to 48 mm
GT1702	Kit FIRE 100 for sizes from 48 to 100 mm
GT1695	Kit flat rooftop-FLEXI LX-950
GT0256	Kit for ASTM C 648
GT0276	Kit for test according to DIN 51030 standard
GT2076	Deflection Kit
GT1961	Calibration Report Box by ACCREDIA for 2000 Kg load cell
GT0274	Calibration Report by ACCREDIA for load cell from 200 kg
GT2325	Load cell for tests on unfired up to 200 kg (div. by 10 g.)
GT1962	Calibration Report by ACCREDIA for load cell from 2000 kg
GT1963	Load cell for test on fire up to 2000 Kg
GT1532	Touch screen
GT1467	Minidin
GT1546	Touch screen with support
GT1958	Extractable supports rods with knives
GT1168	N° 20 rolls of thermal paper for printer

**FLEXI STD**

CODE GT1947
 MODEL FLEXI 2000 LX – 1250
 TILE SIZES 100x100+1250x1250 mm
 OVERALL DIMENSIONS ... 1510x1410x1000 mm
 MAX FORCE 2000 kg
 POWER 400 W
 WEIGHT 350 Kg


**FLEXI MOV**

CODE GT1950
 MODEL FLEXI 2000 LX-1250
 TILE SIZES 100x100+1250x1250 mm
 OVERALL DIMENSIONS ... 1510x1410x1000 mm
 MAX FORCE 2000 kg
 POWER 390 Kw
 CODE GT1951
 MODEL FLEXI 2000 LX-1250x1900
 TILE SIZES 100x100+1250x1900 mm
 OVERALL DIMENSIONS ... 2150x1410x1000 mm
 MAX FORCE 2000 kg
 POWER 450 Kw

ACCESSORY FOR FLEXI

PATENT PENDING N°202016000095039

CODE GT1959
 MODEL EXTRACTABLE SUPPORTS RODS
 WITH KNIVES
 CODE GT1546
 MODEL TOUCH SCREEN with support

**FLEXI 2000 LX-1250****STANDARDS**

UNI EN ISO 10545– 4, ASTM C 648 , DIN 51030, EN 100

DESCRIPTION

Instrument for the determination of max load and flexing modulus of rupture. Automatic instrument, consisting and adjustable supports to the sample. The upper knife (with electronic adjustable speed as requested to the standards), shall come down to press the sample till breakage. Change up to 2 load cells with autorecognition. The flexi is produced in two versions: FLEXI STD: The knives support are positioned manually in the holes of the base. FLEXI MOV: The knives support are easy positioned using a crank. In this version can be take the GT1929 accessories that permit the extraction of the knives support. In this way it's easy to position the test tile. The Touch accessories can be used in the STD or MOV Version. The instruments are produced according to the standard UNI EN ISO 10545–4. Other Standard on demand

TECHNICAL SPECIFICATIONS

- Samples test: from 100x100 up to 1250x1250mm (GT1950)
- 1250x1900 mm (GT1951)
- Load cell: 2000 kg
- Change up to 2 load cells with auto-recognition
- Max load applicable: 2000 Kg
- Resolution on display: 100 g (with load cell 2000 kg), 10 g (with load cell 200 kg)
- Max applied load is shown in Kg or da N
- Electro-mechanical operation
- Adjustable speed and programmable
- Load applied is programmable thus enabling to meet requirements Automatic calculation of the S and
- Plexiglass safety protection with micro switch
- Software for the recording of the test, graphic showing time-load, the storage

EQUIPMENT

- Load cell 2000 kg with knife
- Software and connection cable RS-232/USB for PC

ACCESSORIES AND SPARE PARTS

GT2002	Support with knife L=1250 mm and load cell up to 200 kg
GT1701	Kit FIRE 50 for sizes from 18 to 48 mm
GT1702	Kit FIRE 100 for sizes from 48 to 100 mm
GT1696	Kit flat roof tile – FLEXI LX-1250
GT0256	Kit for ASTM C 648
GT0276	Kit for test according to DIN 51030 standard
GT2077	Deflection Kit
GT1961	Calibration Report Box by ACCREDIA for 2000 Kg load cell
GT0274	Calibration Report by ACCREDIA for load cell from 200 kg
GT2325	Load cell for tests on unfired up to 200 kg (div. by 10 g.)
GT1962	Calibration Report by ACCREDIA for load cell from 2000 kg
GT1963	Load cell for test on fire up to 2000 Kg
GT1532	Touch screen
GT1467	Minidin
GT1546	Touch screen with support
GT1959	Extractable supports rods with knives